



Diocese of PT - Schools




Financial Report to Bishop For The Period Ending: 6/30/2021

Parish Finance Council Signatures








Joseph Botello Jr.




Jr. D. S.









Reporting Entities
94 - St Rita Preschool

prepared by

**Diocese of PT - Schools
Budget vs Actual Report
This Fiscal Year Ending:
June 30, 2021**

	Jul 01, 2020-Jun 30, 2021	Jul 01, 2020-Jun 30, 2021 Budget	Jul 01, 2020-Jun 30, 2021 \$ Budget Diff	Percent of Budget	Jul 01, 2019-Jun 30, 2020	\$ Difference between FYE 21 and FYE 20	Percent of 2020
Ordinary Income/Expense							
Income							
Total 1. TUITION & FEES	498,658.28	496,375.00	2,283.28	100.46%	460,174.01	38,484.27	108.36%
Total 2. OTHER INCOME	719.03	300.00	419.03	239.68%	758.55	(39.52)	94.79%
Total 3. PROGRAM INCOME	0.00	32,200.00	(32,200.00)	0.00%	0.00	0.00	100.00%
Total 4. SUBSIDY	0.00	0.00	0.00	100.00%	406.20	(406.20)	0.00%
Total 5. DONATIONS & FUNDRAISING	6,617.96	2,500.00	4,117.96	264.72%	4,707.44	1,910.52	140.59%
Total Income	505,995.27	531,375.00	(25,379.73)	95.22%	466,046.20	39,949.07	108.57%
Gross Profit	505,995.27	531,375.00	(25,379.73)	95.22%	466,046.20	39,949.07	108.57%
Expense							
Total Benefits	72,778.54	73,038.84	(260.30)	99.64%	72,472.94	305.60	100.42%
Total Facility Expenses	54,743.78	71,828.00	(17,084.22)	76.22%	47,685.62	7,058.16	114.80%
Total OPERATIONAL EXPENSE	19,302.50	19,134.51	167.99	100.88%	12,769.20	6,533.30	151.16%
Total Salaries	340,166.82	314,602.00	25,564.82	108.13%	309,134.35	31,032.47	110.04%
Total COST OF EDUCATION	486,991.64	478,603.35	8,388.29	101.75%	442,062.11	44,929.53	110.16%
Total FUNDRAISING EXPENSE	0.00	1,000.00	(1,000.00)	0.00%	3,426.93	(3,426.93)	0.00%
Total PROGRAM EXPENSE	24,434.50	31,400.00	(6,965.50)	77.82%	25,433.95	(999.45)	96.07%
Total Expense	511,426.14	511,003.35	422.79	100.08%	470,922.99	40,503.15	108.60%
Net Ordinary Income	(5,430.87)	20,371.65	(25,802.52)	-26.66%	(4,876.79)	(554.08)	111.36%
Other Income/Expense	0	0	0	0	0	0	0
Net Other Income	0.00	0.00	0.00	100.00%	0.00	0.00	100.00%
Net Income	(5,430.87)	20,371.65	(25,802.52)	-26.66%	(4,876.79)	(554.08)	111.36%